



KNOX COUNTY RADIO CONTROL

## February 2019 Newsletter

Knoxville TN AMA #594

Editor..Mike Catlin..[catlimi2000@yahoo.com](mailto:catlimi2000@yahoo.com)

[www.kcrctn.com](http://www.kcrctn.com)

Webmaster..Jeff Prosisie..[jeffpro@wintellect.com](mailto:jeffpro@wintellect.com)

This month's newsletter is going to be primarily pictures taken at the club banquet. Since no business was conducted there were no club minutes to report. At the banquet, the club officers were presented and many people renewed their club membership for the year. Thank you!

The effort to develop a model car track is on going and evolving. Several of the Executive committee and members from ROCCK met and discussed possible avenues to follow. One thing to note is that the 'car people' have a large following in the Knoxville area as well as in the surrounding states. Teaming with ROCCK can be advantageous to both KCRC and ROCCK members.

### Future Events

#### Indoor Fly-In

KCRC is hosting an indoor fly-in on Friday February 8 at the K9 Center of East Tennessee. The fly-in hours are 6:00 PM to 9:00 PM and there is a \$5 landing fee. Please note AMA membership is required.

The address is 11225 Threadstone Lane, Knoxville, TN 37932

### 2019 Elected Officers

Pres.....Ed Dumas.....[ed@eddumas.com](mailto:ed@eddumas.com)

Vpres.....Paul Funk.....[paulfunk24@gmail.com](mailto:paulfunk24@gmail.com)

Secretary.....Roger Kroodsma.....[jrt1953@gmail.com](mailto:jrt1953@gmail.com)

Treasurer .....Mike Catlin.....[catlimi2000@yahoo.com](mailto:catlimi2000@yahoo.com)

### Executive Board

Randy Philipps.....[randy@accesssolutionsinc.com](mailto:randy@accesssolutionsinc.com)

John Baselone.....[jrbfarm@yahoo.com](mailto:jrbfarm@yahoo.com)

### Safety Officer

Denny Evans (Pending).....[evans9633@bellsouth.net](mailto:evans9633@bellsouth.net)

March meeting is tentatively scheduled to be held at the Cirrus Aircraft manufacturing facility at McGee-Tyson airport. Details will be sent by email and posted on the KCRC Facebook group. Arrangements are still being worked so be on the lookout.



It should be a very interesting meeting so be sure to mark you calendars Due to constraints imposed by the company the meeting time and date may not be the usual 2<sup>nd</sup> Tuesday at 7:00PM so be sure to read any announcements carefully.


## Monthly Technical Article

I have been trying to include a technical article each month usually based on my own experiences and investigations. This month will be on pilot figures.

Many of you have seen Randy's Cub with the buxom pilot, well I obtained the model of that figure from Thingiverse (<https://www.thingiverse.com>). Thingiverse is a repository of 3D models that are freely available for people to 3D print. While a good source it may not have the figures you want. And, some are crude and very faceted which makes for a poor print.

Recently, I discovered a program that let's one model human figures. Changing the gender, body shape, head and face shape. There are also add ons for clothing, head gear, hair that give the figure a 'non-nude' appearance. There are also poses that can be applied to the figure. The program's name is MakeHuman and is a free program for Windows, Mac and Linux (<http://www.makehumancommunity.org/content/downloads.html>) MakeHuman can export a file to Blender which is a free software for creating 3D models and allow the MakeHuman model to be 'posed'. (<https://www.blender.org/download/>) I have not learned to pose a model (but I am working on it) but I have used several poses in the MakeHuman repository to 'grow' some pilot figures.

Here are photos of 2 examples.



The gray color is from a coat of primer and I intend to airbrush the figure and make it look more realistic. I am able to scale the figures by doing the scaling when I set them up for 3D printing. Generally, the models are sent to the slicer at 1/10 scale. The figure in the photos is 1/6th scale.





The second figure is printed at 1/10th scale and the MakeHuman figure is 'dressed' in a tee shirt with a denim jacket. I did minimal cleanup on the printed figure but one can easily see the level of detail that can be achieved.

If you decide to check out these 2 programs and wish to have your figure printed, just send me the exported .STL file and I'll be happy to slice it and print it.

And now what you have all been waiting for.

### **Pictures from the banquet**



First, I have to give credit to my wife who took many of these pictures and who assisted me in collecting club dues.


And me...







And let's not forget the surprise of the evening (at least for me) Mr. and Mrs Dumas. The club's new happy couple.

And now a collection of the other happy faces at the banquet...







That's all for this month. Don't forget the yearly dues are now due.

If you would like to send a check to get your AMA card sticker mail me your check to KCRC c/o Michael Catlin  
6812 Adrian Rd.  
Knoxville, Tn 37918

I would also like you all to visit the KCRC Facebook group where you will find daily weather predictions with aircraft picture, Interesting videos and short articles and announcements from other area clubs.